



UkrGasbank, as of October 01, 2022

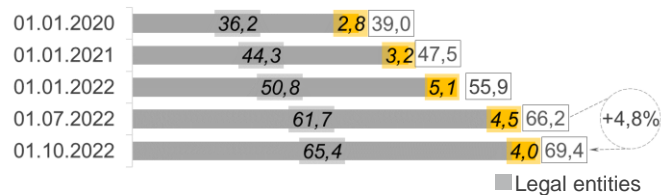
State share (represented by the Cabinet of Ministers of Ukraine): 94,94%
 Chairperson of Management Board: Andriy Kravets
 Chairperson of Supervisory Board: Teimour Bagirov

Number of branches: 234
 Number of employees: 3 854

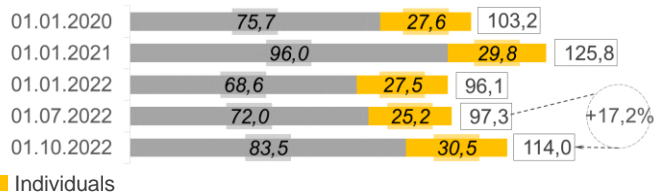
1 Balance sheet indicators

UAH mln	01.01.2022	01.07.2022	01.10.2022	change			
				compared to		in	
				01.01.2022	Q3 2022	01.01.2022	Q3 2022
				UAH mln	%	UAH mln	%
Net assets, total	123 272	128 259	146 557			23 285	18,9
Total assets, total	130 263	139 671	160 010			29 747	22,8
Cash and equivalents	4 163	9 577	11 320			7 157	171,9
Loans to and debt of clients	55 890	66 225	69 404			13 514	24,2
o/w loans to and debt of legal entities	50 806	61 741	65 358			14 552	28,6
o/w loans to and debt of individuals	5 084	4 484	4 046			-1 038	-20,4
T-bills	22 728	23 544	21 837			-891	-3,9
Liabilities, total	111 641	119 966	140 274			28 633	25,6
Owed to the NBU	4 700	11 197	14 199			9 499	202,1
Owed to banks	4 800	4 713	5 180			380	7,9
Owed to clients	96 717	99 601	116 491			19 774	20,4
o/w legal entities and non-bank FIs	68 573	72 049	83 509			14 936	21,8
o/w individuals	27 539	25 234	30 487			2 947	10,7
Reference:							
Statutory capital	13 319	13 319	13 319			0	0,0
Equity, total	11 631	8 293	6 283			-5 348	-46,0
Regulatory capital	11 473	9 691	8 184			-3 289	-28,7
Regulatory capital adequacy (sufficiency) ratio	19,67%	13,87%	10,88%			x	x
Profit / (loss) after tax	3 771	-3 199	-3 359			x	x

Loans to and debt of clients, UAH bn



Client funds (legal entities and individual), UAH bn

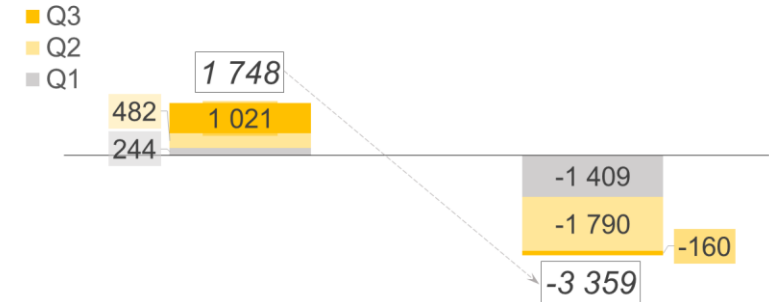


2 Profitability indicators

Profitability, UAH mln

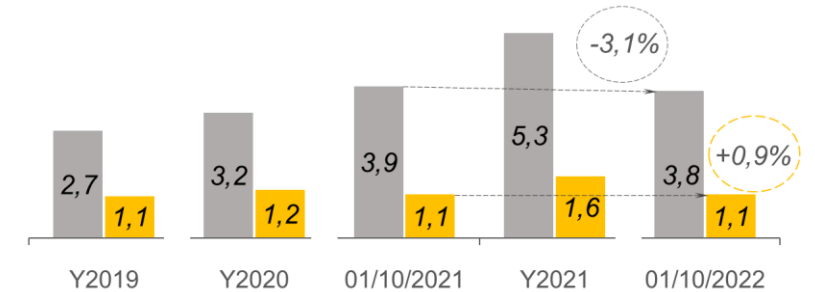
For 9 months 2021
(as of Oct. 01.2021,)

For 9 months 2022
(as of Oct. 01.2022,)



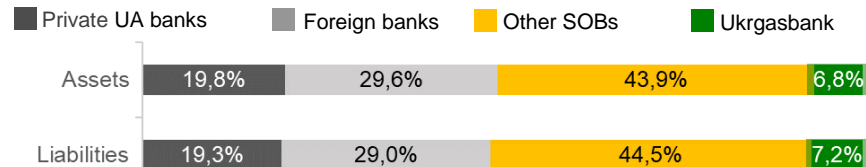
Net commission and interest income, UAH bn

■ NII ■ NCI



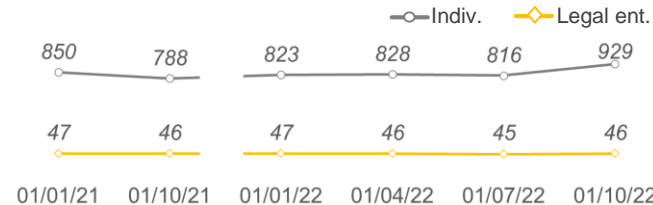
3 Other indicators

Distribution of liabilities and net assets by banks, %*



*Excluding the insolvent bank

Number of active clients, thou.



Payments, UAH bn

