



UkrGasbank, as of July 01, 2024

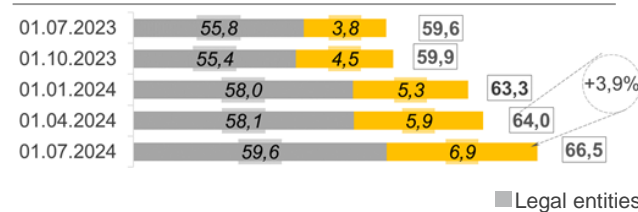
State share (represented by the Cabinet of Ministers of Ukraine): 94,94%
 Chairperson of Management Board: acting Rodion Morozov
 Chairperson of Supervisory Board: Pašić Sanela

Number of branches: 221
 Number of employees: 3 762

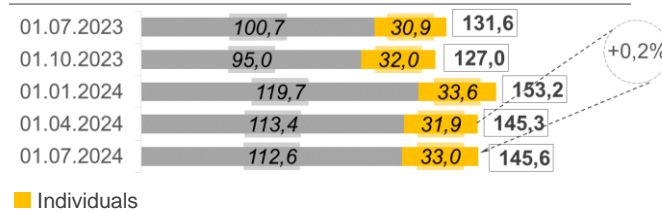
1 Balance sheet indicators

UAH mln	01.01.2024	01.04.2024	01.07.2024	change			
				compared to		compared to	
				01.01.2024	01.04.2024	01.01.2024	01.04.2024
				UAH mln	%	UAH mln	%
Net assets, total	175 867	172 311	176 131			264	0,2
Total assets, total	190 337	186 863	190 878			541	0,3
Cash and equivalents	13 532	12 199	19 055	5 523	40,8	6 856	56,2
Loans to and debt of clients	63 333	64 023	66 503	3 170	5,0	2 481	3,9
o/w loans to and debt of legal entities	58 047	58 100	59 595	1 548	2,7	1 495	2,6
o/w loans to and debt of individuals	5 286	5 922	6 908	1 622	30,7	986	16,6
T-bills	42 756	44 927	49 402	6 646	15,5	4 475	10,0
Liabilities, total	164 622	158 533	160 032	-4 590	-2,8	1 499	0,9
Owed to the NBU	0	0	0	0	-	0	-
Owed to banks	2 795	2 985	3 055	260	9,3	71	2,4
Owed to clients	154 080	146 646	147 117	-6 963	-4,5	471	0,3
o/w legal entities and non-bank FIs	119 651	113 422	112 626	-7 025	-5,9	-795	-0,7
o/w individuals	33 587	31 889	32 956	-631	-1,9	1 066	3,3
Reference:							
Statutory capital	13 319	13 319	13 319	0	0,0	0	0,0
Equity, total	11 246	13 778	16 099	4 854	43,2	2 321	16,8
Regulatory capital	11 370	10 511	12 020	650	5,7	1 509	14,4
Regulatory capital adequacy (sufficiency) ratio	15,81%	15,44%	16,12%	x	x	x	x
Profit / (loss) after tax	1 936	1 908	3 300	x	x	x	x

Loans to and debt of clients, UAH bn

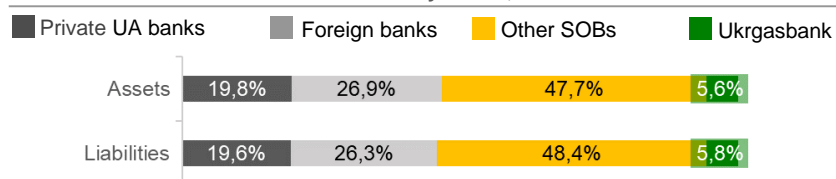


Client funds (legal entities and individual), UAH bn



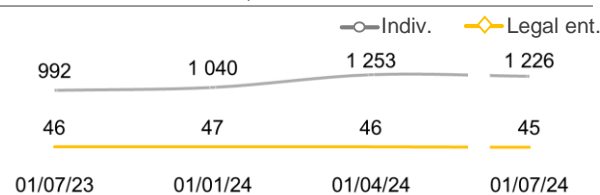
3 Other indicators

Distribution of liabilities and net assets by banks, %*

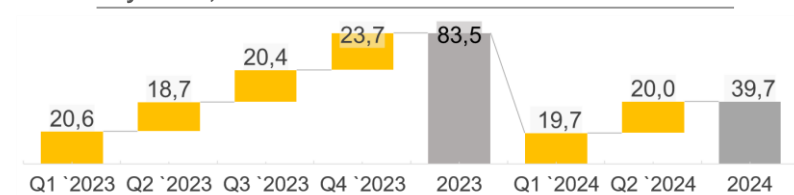


*Excluding the insolvent bank

Number of active clients, thou.

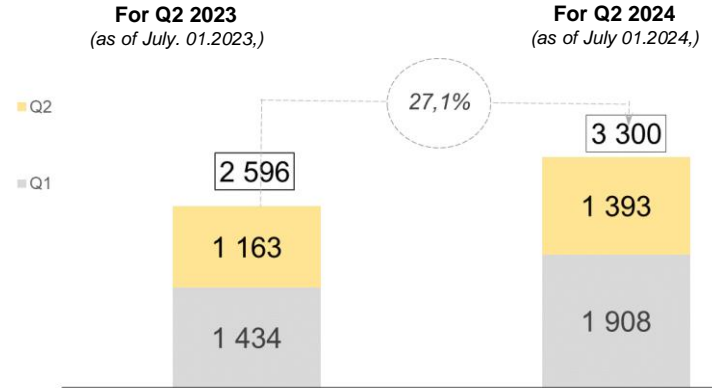


Payments, UAH bn



2 Profitability indicators

Profitability, UAH mln



Net commission and interest income, UAH bn

