



UkrGasbank, as of April 01, 2024

State share (represented by the Cabinet of Ministers of Ukraine): 94,94%
 Chairperson of Management Board: acting Rodion Morozov
 Chairperson of Supervisory Board: Pašić Sanela

Number of branches: 222
 Number of employees: 3 800

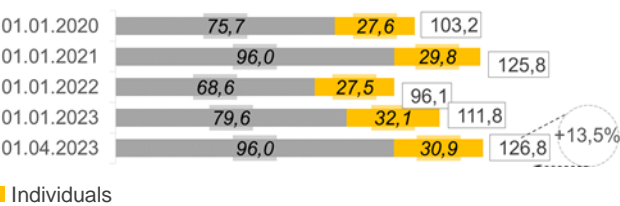
1 Balance sheet indicators

UAH mln	01.04.2023	01.01.2024	01.04.2024	change			
				compared to		compared to	
				01.04.2023	%	01.01.2024	%
				UAH mln	%	UAH mln	%
Net assets, total	146 936	175 867	172 311	25 375	17,3	-3 556	-2,0
Total assets, total	161 091	190 337	186 863	25 772	16,0	-3 474	-1,8
Cash and equivalents	11 150	13 532	12 199	1 049	9,4	-1 333	-9,8
Loans to and debt of clients	61 905	63 333	64 023	2 118	3,4	690	1,1
o/w loans to and debt of legal entities	58 217	58 047	58 100	-117	-0,2	54	0,1
o/w loans to and debt of individuals	3 687	5 286	5 922	2 235	60,6	636	12,0
T-bills	26 226	42 756	44 927	18 701	71,3	2 171	5,1
Liabilities, total	138 674	164 622	158 533	19 859	14,3	-6 089	-3,7
Owed to the NBU	1 000	0	0	-1 000	-	0	-
Owed to banks	4 371	2 795	2 985	-1 387	-31,7	190	6,8
Owed to clients	128 098	154 080	146 646	18 548	14,5	-7 434	-4,8
o/w legal entities and non-bank FIs	95 957	119 651	113 422	17 464	18,2	-6 230	-5,2
o/w individuals	30 874	33 587	31 889	1 015	3,3	-1 697	-5,1
Reference:							
Statutory capital	13 319	13 319	13 319	0	0,0	0	0,0
Equity, total	8 262	11 246	13 778	5 516	66,8	2 533	22,5
Regulatory capital	8 558	11 370	10 511	1 953	22,8	-859	-7,6
Regulatory capital adequacy (sufficiency) ratio	12,38%	15,81%	15,44%	x	x	x	x
Profit / (loss) after tax	1 434	1 936	1 908	x	x	x	x

Loans to and debt of clients, UAH bn

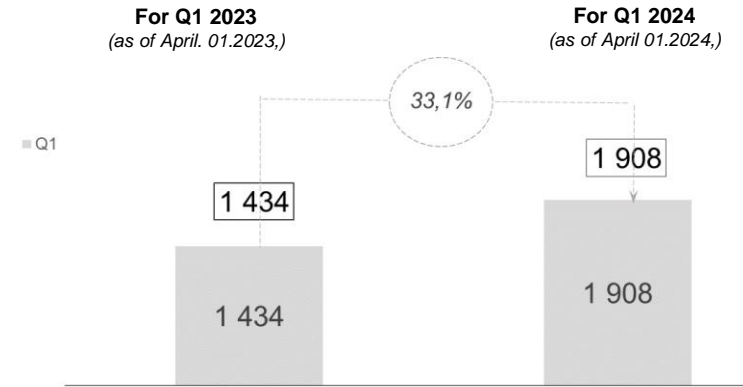


Client funds (legal entities and individual), UAH bn

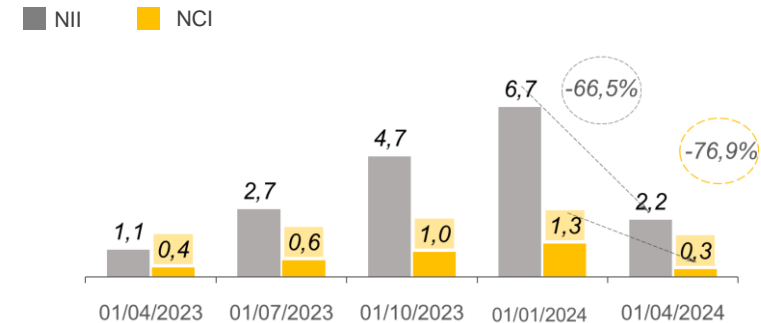


2 Profitability indicators

Profitability, UAH mln

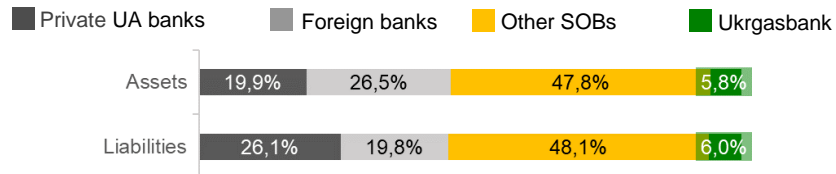


Net commission and interest income, UAH bn



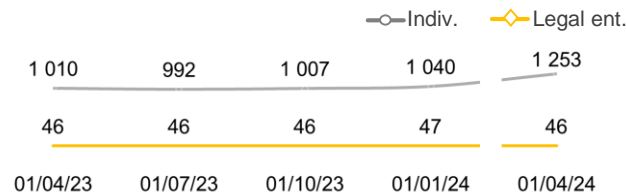
3 Other indicators

Distribution of liabilities and net assets by banks, %*



*Excluding the insolvent bank

Number of active clients, thou.



Payments, UAH bn

