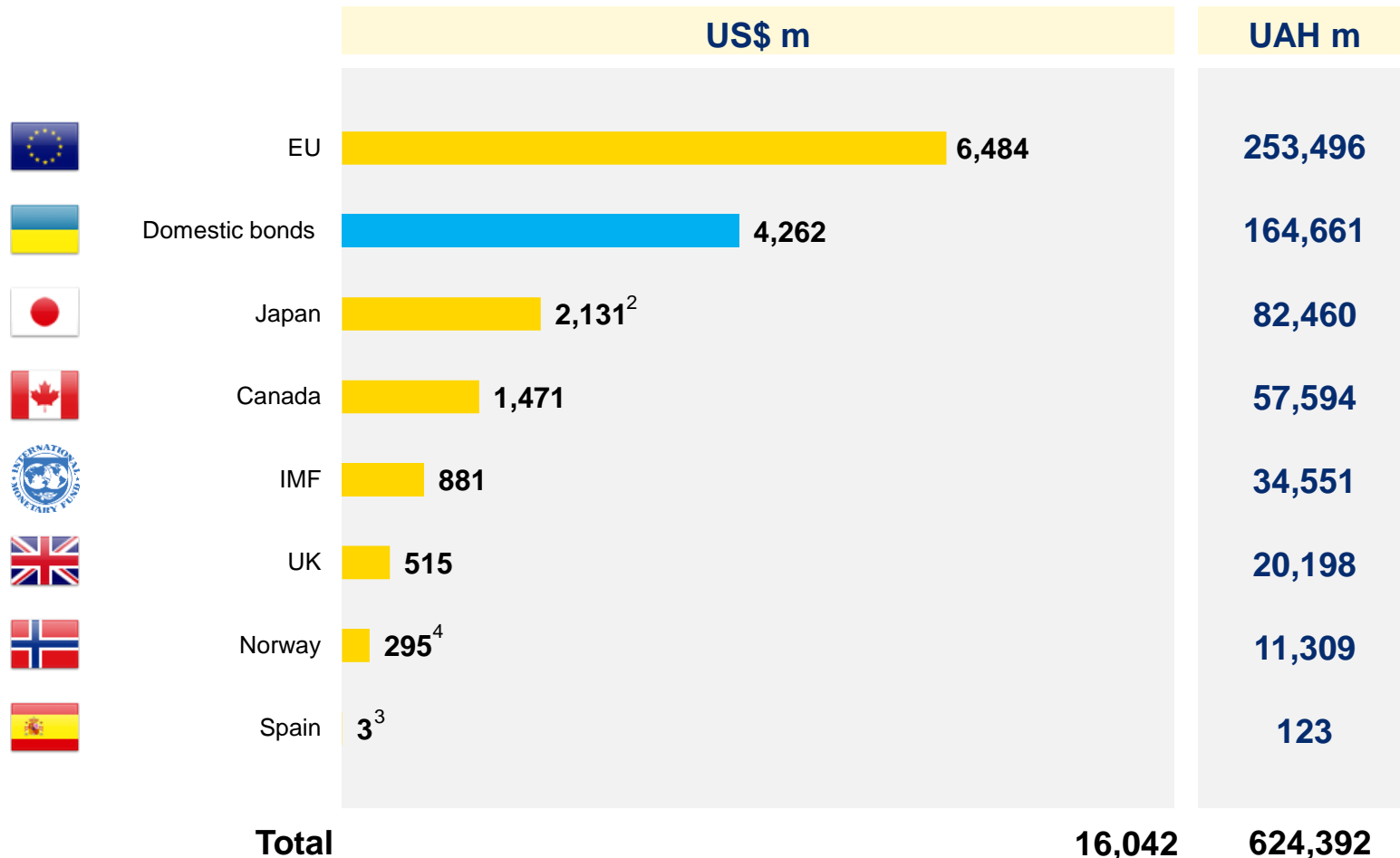




The sources of Ukraine's state budget financing in 2024 are the war bonds as well as bilateral loans and grants

Received budget financing (general fund) in 2024 split by sources¹



Note 1 As of 08.05.2024

Note 2 US\$ 1,408m guarantee and US\$ 723m grant

Note 3 Guarantee

Note 4 Grant



























Bilateral and grants

Domestic government bonds

SUPPORT UKRAINIAN BRAVERY

Since the start of the full-scale war, Ukraine's donors disbursed c.US\$ 85bn, mostly in concessional loans

Received external budget financing since February 2022 (general fund)¹

US\$ m	2022			2023			2024			Total since Feb 2022
	Loans	Grants	Total	Loans	Grants	Total	Loans	Grants	Total	
 EU	7,265	696	7,961	19,530	-	19,530	6,484	-	6,484	33,975
 USA	-	11,980	11,980	-	10,950	10,950	-	-	-	22,930
 IMF	2,693	-	2,693	4,475	-	4,475	881	-	881	8,049
 Japan	581	-	581	3,394	233	3,626	1,408	723	2,131	6,339
 Canada	1,889	-	1,889	1,757	-	1,757	1,471	-	1,471	5,117
 World Bank	1,385	-	1,385	660	-	660	-	-	-	2,045
 UK	949	91	1,040	998	-	998	515	-	515	2,552
 Germany	324	1,260	1,584	-	105	105	-	-	-	1,690
 EIB	720	-	720	-	-	-	-	-	-	720
 Norway	-	21	21	-	190	190	-	295	295	506
 France	437	-	437	-	-	-	-	-	-	437
 Italy	206	125	330	-	-	-	-	-	-	330
 Netherlands	318	-	318	-	-	-	-	-	-	318
 Spain	-	-	-	46	50	96	3	-	3	99
 Denmark	30	21	51	-	-	-	-	-	-	51
 Sweden	49	-	49	-	-	-	-	-	-	49
 Finland	-	-	-	-	36	36	-	-	-	36
 Lithuania	10	12	22	-	-	-	-	-	-	22
 Ireland	-	-	-	-	21	21	-	-	-	21
 Latvia	10	5	16	-	-	-	-	-	-	16
 Austria	-	11	11	-	-	-	-	-	-	11
 Switzerland	-	-	-	-	30	30	-	-	-	30
 Belgium	-	5	5	-	3	3	-	-	-	8
 Albania	-	1	1	-	-	-	-	-	-	1
 Iceland	-	0	0	-	2	2	-	-	-	2
 Estonia	-	-	-	-	0	0	-	-	-	0
Total	16,867	14,228	31,095	30,858	11,621	42,479	10,762	1,018	11,780	85,354

Note 1 As of 08.05.2024

Source Ministry of Finance of Ukraine, public information