



Sense bank, as of April 01, 2024

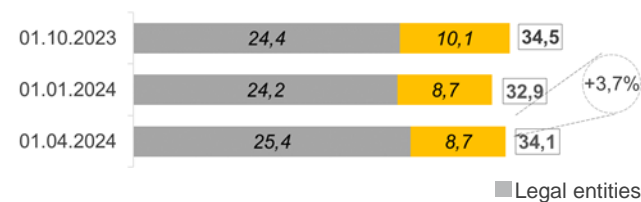
State share (represented by the Cabinet of Ministers of Ukraine): 100%
 Chairperson of Management Board: Stupak Oleksii
 Chairperson of Supervisory Board: Sevki Acuner

Number of branches: 127
 Number of employees: 4 320

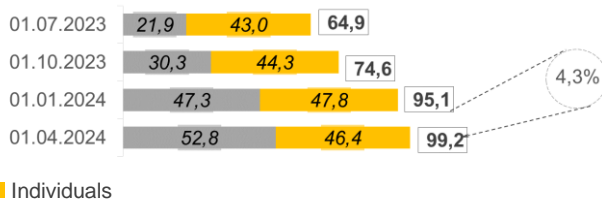
1 Balance sheet indicators

UAH mln	01.10.2023	01.01.2024	01.04.2024	change			
				compared to		compared to	
				01.10.2023	%	01.01.2024	%
				UAH mln	%	UAH mln	%
Net assets, total	88 203	107 836	112 575	24 372	27,6	4 739	4,4
Total assets, total	107 971	131 197	136 635	28 663	26,5	5 437	4,1
Cash and equivalents	9 397	8 830	12 000	2 604	27,7	3 171	35,9
Loans to and debt of clients	34 468	32 859	34 085	-383	-1,1	1 226	3,7
o/w loans to and debt of legal entities	24 381	24 182	25 365	984	4,0	1 184	4,9
o/w loans to and debt of individuals	10 087	8 677	8 719	-1 367	-13,6	43	0,5
T-bills	5 220	17 986	21 396	16 176	309,9	3 411	19,0
Liabilities, total	76 455	98 547	101 935	25 480	33,3	3 389	3,4
Owed to the NBU	0	0	0	0	-	0	-
Owed to banks	25	25	25	0	0,0	0	0,2
Owed to clients	74 608	95 144	99 208	24 600	33,0	4 064	4,3
o/w legal entities and non-bank FIs	30 335	47 343	52 757	22 422	73,9	5 414	11,4
o/w individuals	44 269	47 798	46 447	2 178	4,9	-1 350	-2,8
Reference:							
Statutory capital	28 726	28 726	28 726	0	0,0	0	0,0
Equity, total	11 748	9 290	10 640	-1 108	-9,4	1 350	14,5
Regulatory capital	8 461	9 097	8 322	-139	-1,6	-775	-8,5
Regulatory capital adequacy (sufficiency) ratio	16,82%	15,44%	14,22%	x	x	x	x
Profit / (loss) after tax	5 584	5 040	1 193	x	x	x	x

Loans to and debt of clients, UAH bn

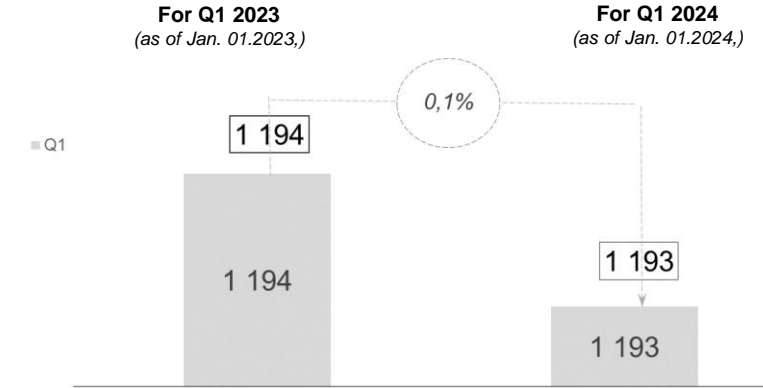


Client funds (legal entities and individual), UAH bn

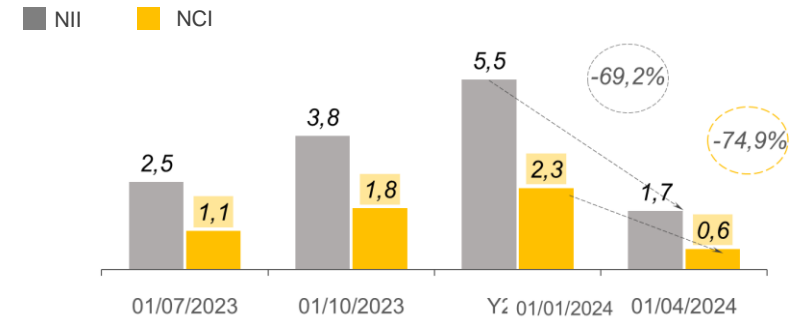


2 Profitability indicators

Profitability, UAH mln

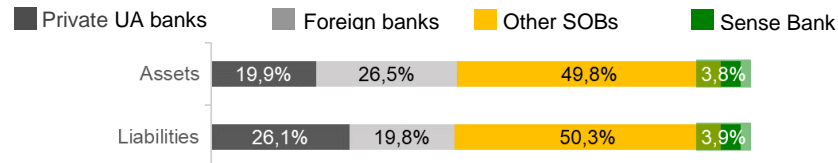


Net commission and interest income, UAH bn



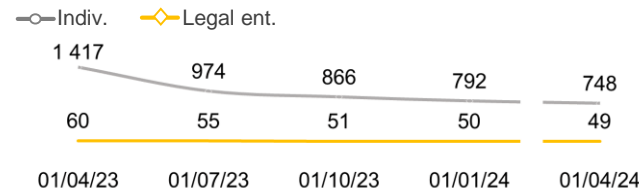
3 Other indicators

Distribution of liabilities and net assets by banks, %*



*Excluding the insolvent bank

Number of active clients, thou.



Payments, UAH bn

