



PrivatBank, as of July 01, 2023

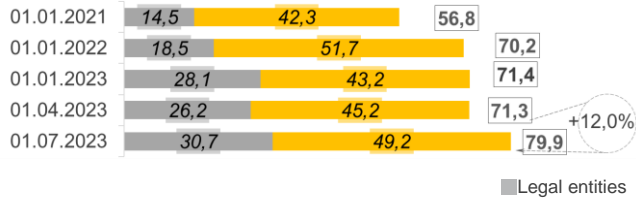
State share (represented by the Cabinet of Ministers of Ukraine): 100%
 Chairperson of Management Board: Gerhard Bosch
 Chairperson of Supervisory Board: Nils Melngailis (independent member)

Number of branches: 1 207
 Number of employees: 18 366

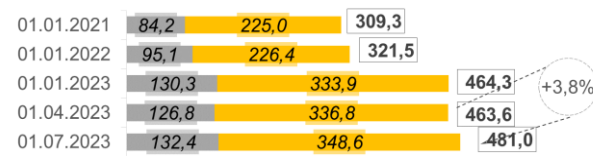
1 Balance sheet indicators

UAH mln	01.01.2023	01.04.2023	01.07.2023	change			
				compared to		in	
				01.01.2023	Q2	UAH mln	%
Net assets, total	549 674	559 273	573 033	23 359	4,2	13 760	2,5
Total assets, total	737 414	747 829	761 943	24 530	3,3	14 115	1,9
Cash and equivalents	40 567	77 931	85 209	44 643	110,0	7 279	9,3
Loans to and debt of clients	71 355	71 330	79 860	8 504	11,9	8 529	12,0
o/w loans to and debt of legal entities	28 133	26 159	30 695	2 561	9,1	4 536	17,3
o/w loans to and debt of individuals	43 222	45 171	49 165	5 943	13,8	3 994	8,8
T-bills	235 871	249 467	229 369	-6 502	-2,8	-20 098	-8,1
Liabilities, total	491 885	484 921	503 514	11 629	2,4	18 592	3,8
Owed to the NBU	0	0	0	0	-	0	-
Owed to banks	0	1	86	86	25 991,5	85 11 086,2	
Owed to clients	464 872	464 452	481 702	16 831	3,6	17 251	3,7
o/w legal entities and non-bank FIs	130 327	126 792	132 417	2 090	1,6	5 625	4,4
o/w individuals	333 937	336 760	348 596	14 659	4,4	11 836	3,5
Reference:							
Statutory capital	206 060	206 060	206 060	0	0,0	0	0,0
Equity, total	57 789	74 351	69 519	11 730	20,3	-4 832	-6,5
Regulatory capital	54 523	54 561	66 600	12 077	22,1	12 039	22,1
Regulatory capital adequacy (sufficiency) ra	23,78%	23,06%	28,29%	x	x	x	x
Profit / (loss) after tax	30 198	16 043	29 749	x	x	13 707	x

Loans to and debt of clients, UAH bn

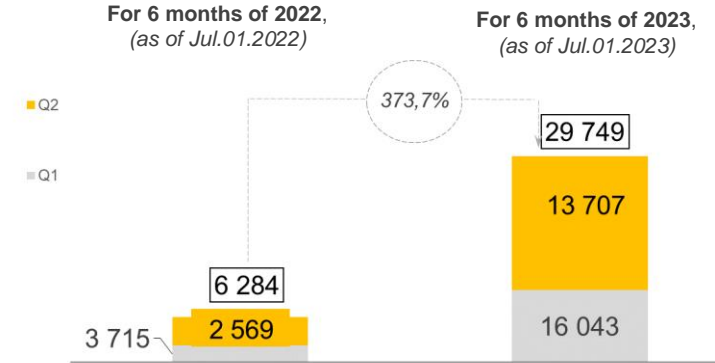


Client funds (legal entities and individual), UAH bn

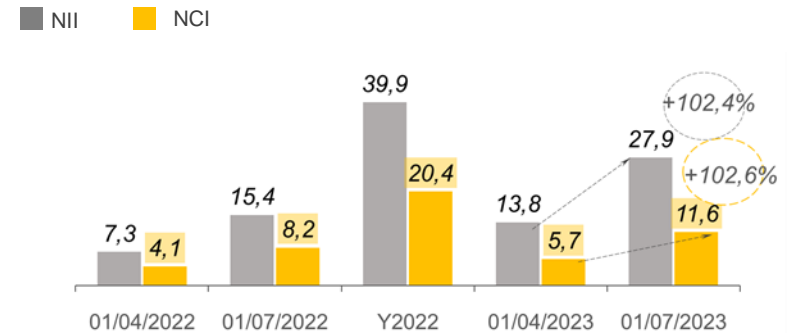


2 Profitability indicators

Profitability, UAH mln

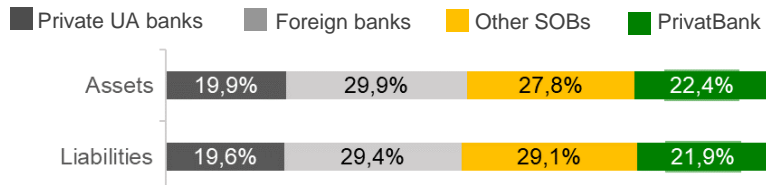


Net commission and interest income, UAH bn

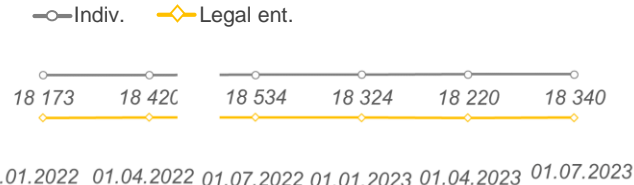


3 Other indicators

Distribution of liabilities and net assets by banks, %



Number of active clients, thou.



Payments, UAH bn

