

# Oschadbank, as of July 01, 2021

State share (represented by the Cabinet of Ministers of Ukraine): 100%  
 Chairperson of Management Board: Serhii Naumov  
 Chairperson of Supervisory Board: Baiba Apine

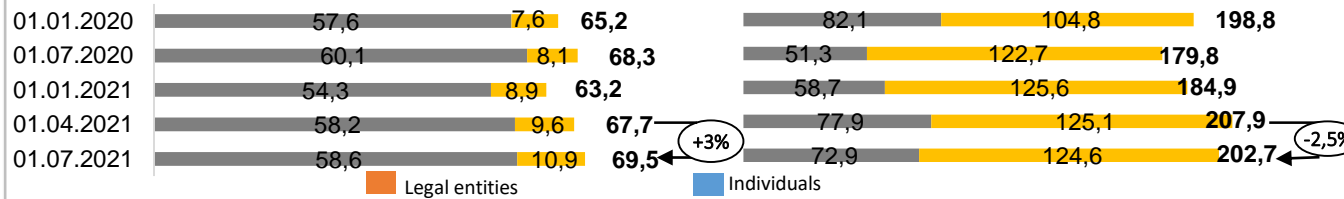
Number of branches: 2169  
 Number of employees: 26482

## 1 Balance sheet indicators

UAH mln	01.01.2021	01.04.2021	01.07.2021	change		
				compared to		in QII
				01.01.2021		
				UAH mln	UAH mln	%
<b>Net assets, total</b>	235 722	255 787	249 778	14 055	-6 009	-2.3
<b>Total assets, total</b>	268 759	288 524	276 442	7 683	-12 082	-4.2
<b>Cash and equivalents</b>	15 294	18 213	18 671	3 377	458	2.5
<b>Loans to and debt of clients</b>	63 226	67 736	69 462	6 236	1 726	2.5
o/w loans to and debt of legal entities	54 311	58 162	58 559	4 248	397	0.7
o/w loans to and debt of individuals	8 915	9 574	10 903	1 988	1 329	13.9
<b>T-bills</b>	105 085	104 981	93 417	-11 668	-11 564	-11.0
<b>Liabilities, total</b>	213 787	233 744	228 402	14 615	-5 341	-2.3
<b>Owed to the NBU</b>	5 499	7 249	7 249	1 749	0	0.0
<b>Owed to banks</b>	4 517	3 686	3 434	-1 083	-252	-6.8
<b>Owed to clients</b>	184 886	207 928	202 666	17 779	-5 263	-2.5
o/w legal entities and non-bank FIs	58 687	77 906	72 894	14 206	-5 013	-6.4
o/w individuals	125 609	125 148	124 573	-1 036	-575	-0.5
<i>Reference:</i>						
<b>Statutory capital</b>	49 473	49 473	49 473	0	0	0.0
<b>Equity, total</b>	21 935	22 044	21 376	-559	-668	-3.0
<b>Regulatory capital</b>	18 132	15 928	15 856	-2 276	-72	0
<b>Profit / (loss) after tax</b>	32 609	10 429	513	x	x	x

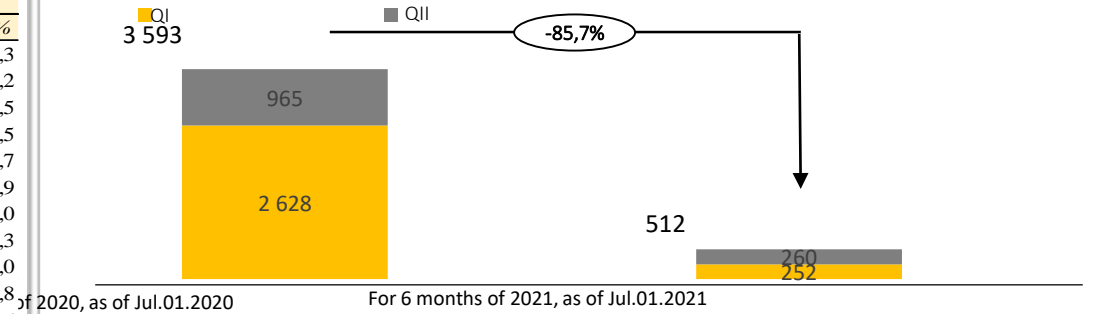
Loans to and debt of clients, UAH bln

Client funds (legal entities and individual), UAH bln

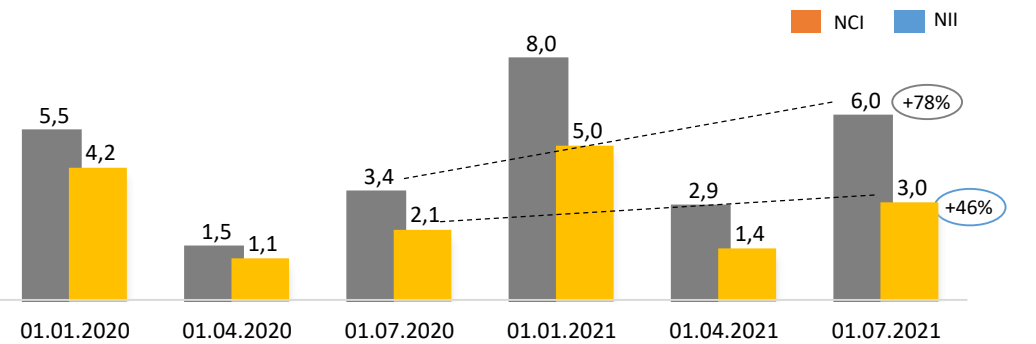


## 2 Profitability indicators

Profitability, UAH mln

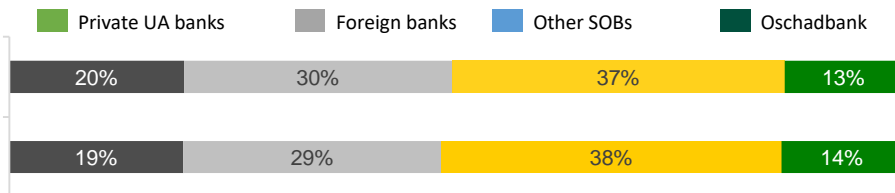


Net commission and interest income, UAH bln

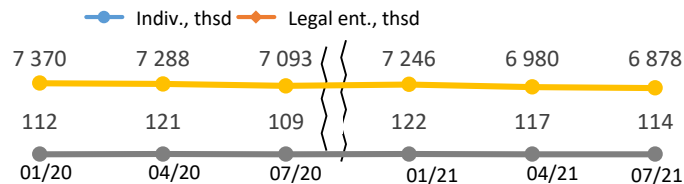


## 3 Other indicators

Distribution of liabilities and net assets by banks, %



Number of clients



Payments, UAH bln

