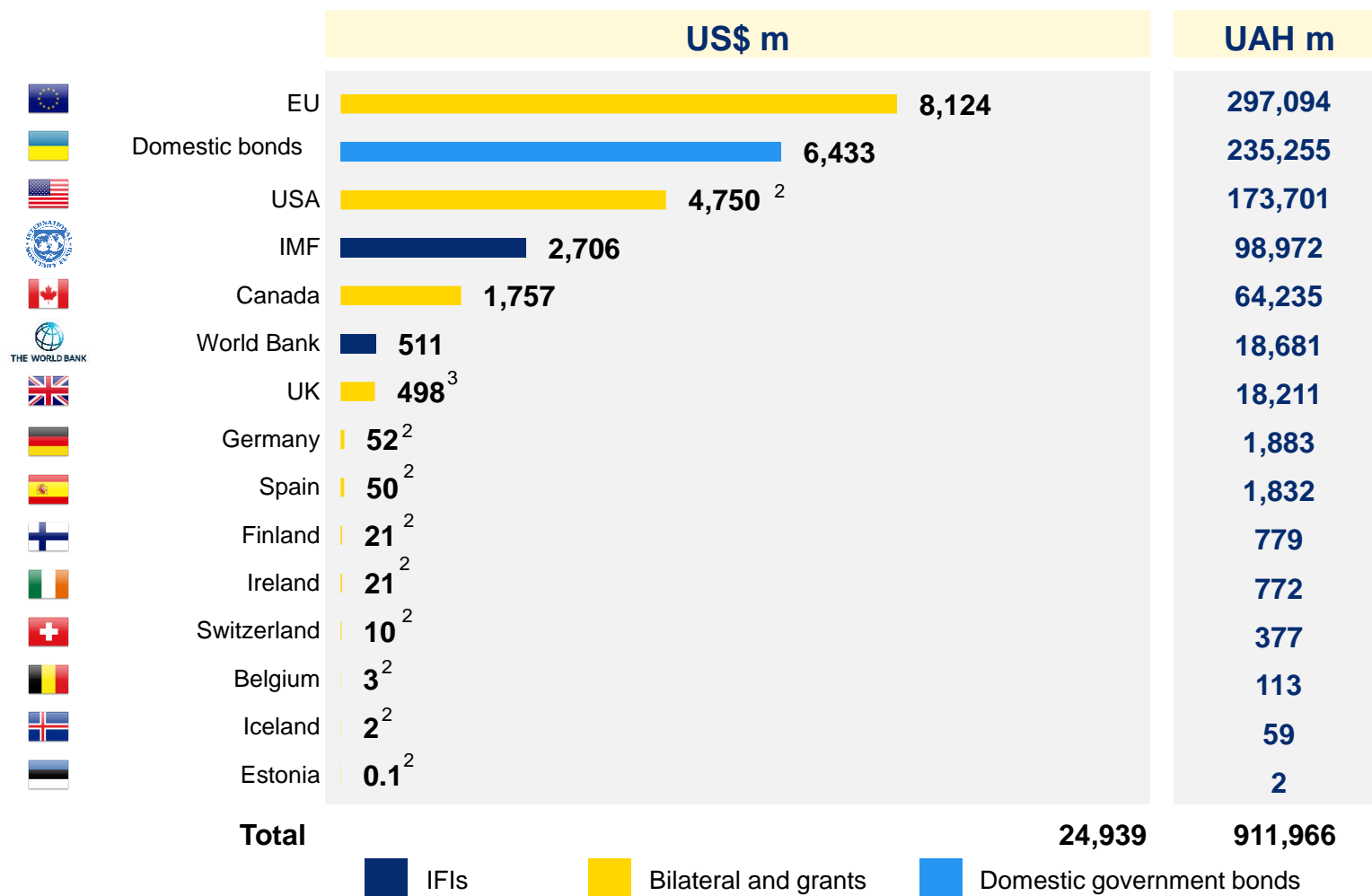


The sources of Ukraine's state budget financing in 2023 are the war bonds as well as bilateral loans and grants

Received budget financing (general fund) in 2023 split by sources¹



Note 1 As of 24.05.2023

Note 2 Grant



























Note 3 Guarantee of USD 295m from the UK

Source Ministry of Finance of Ukraine

SUPPORT UKRAINIAN BRAVERY

Since the start of the full-scale war, Ukraine's donors disbursed c.US\$ 51bn, mostly in concessional loans

Received budget financing since February 2022¹

	US\$ m	2022			2023			Total since Feb 2022
		Loans	Grants	Total	Loans	Grants	Total	
	US	-	11,990	11,990	-	4,750	4,750	16,740
	EU	7,265	696	7,961	8,124	-	8,124	16,086
	IMF	2,693	-	2,693	2,706	-	2,706	5,400
	Canada	1,889	-	1,889	1,757	-	1,757	3,645
	World Bank	1,385	-	1,385	511	-	511	1,896
	EIB	1,720	-	1,720	-	-	-	1,720
	Germany	324	1,260	1,584	-	52	52	1,636
	UK	948	128	1,076	498	-	498	1,574
	Japan	581	-	581	-	-	-	581
	France	437	-	437	-	-	-	437
	Italy	206	125	330	-	-	-	330
	Netherlands	318	-	318	-	-	-	318
	Denmark	30	23	53	-	-	-	53
	Spain	-	-	-	-	50	50	50
	Sweden	49	-	49	-	-	-	49
	Lithuania	10	12	22	-	-	-	22
	Norway	-	22	22	-	-	-	22
	Finland	-	-	-	-	21	21	21
	Ireland	-	-	-	-	21	21	21
	Latvia	10	5	16	-	-	-	16
	Austria	-	11	11	-	-	-	11
	Switzerland	-	-	-	-	10	10	10
	Belgium	-	5	5	-	3	3	8
	Albania	-	1	1	-	-	-	1
	Iceland	-	0	0	-	2	2	2
	Estonia	-	-	-	-	0.1	0.1	0.1
Total		17,866	14,278	32,144	13,596	4,909	18,505	50,649

Note 1 As of 24.05.2023

Source Ministry of Finance of Ukraine, public information