



Ukreximbank, as of January 01, 2026

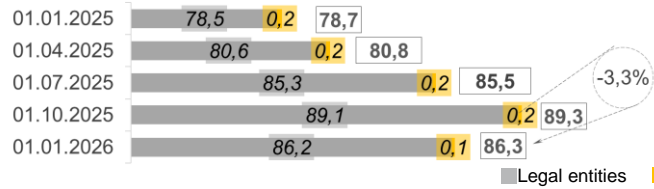
State share (represented by the Cabinet of Ministers of Ukraine): 100%
 Chairperson of Management Board : Viktor Ponomarenko
 Chairperson of Supervisory Board: Rostyslav Futalo

Number of branches: 24
 Number of employees: 1 959


1 Balance sheet indicators

UAH mln	01.01.2025	01.10.2025	01.01.2026	change			
				compared to 01.01.2025		compared to 01.10.2025	
				UAH mln	%	UAH mln	%
Net assets, total	291 148	279 656	309 560	18 412	6,3	29 904	10,7
Total assets, total	314 689	298 568	325 528	10 839	3,4	26 961	9,0
Cash and equivalents	13 226	18 940	7 446	-5 780	-43,7	-11 494	-60,7
Loans to and debt of clients	78 664	89 253	86 239	7 576	9,6	-3 014	-3,4
o/w loans to and debt of legal entities	78 453	89 103	86 100	7 647	9,7	-3 002	-3,4
o/w loans to and debt of individuals	210	151	139	-71	-33,9	-12	-7,8
T-bills	65 787	63 214	58 614	-7 174	-10,9	-4 600	-7,3
Liabilities, total	279 778	261 783	290 034	10 255	3,7	28 251	10,8
Owed to the NBU	0	0	0	0	-	0	-
Owed to banks	2 266	2 469	2 225	-41	-1,8	-244	-9,9
Owed to clients	243 549	231 564	260 172	16 623	6,8	28 608	12,4
o/w legal entities and non-bank FIs	170 029	150 219	173 131	3 102	1,8	22 911	15,3
o/w individuals	40 245	33 201	29 768	-10 477	-26,0	-3 433	-10,3
Reference:							
Statutory capital	45 570	45 570	45 570	0	0,0	0	0,0
Equity, total	11 370	17 873	19 526	8 157	71,7	1 653	9,2
Regulatory capital	13 230	12 029	16 559	3 329	25,2	4 530	37,7
Regulatory capital adequacy ratio	14,35%	12,85%	16,83%	x	x	x	x
Profit / (loss) after tax	2 752	6 960	8 887	x	x	x	x

Loans to and debt of clients, UAH bn

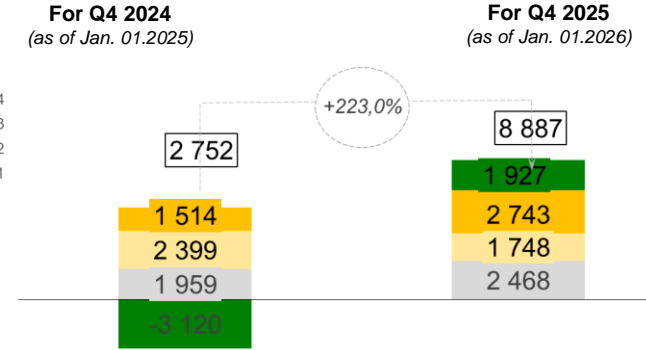


Client funds (legal entities and individual), UAH bn

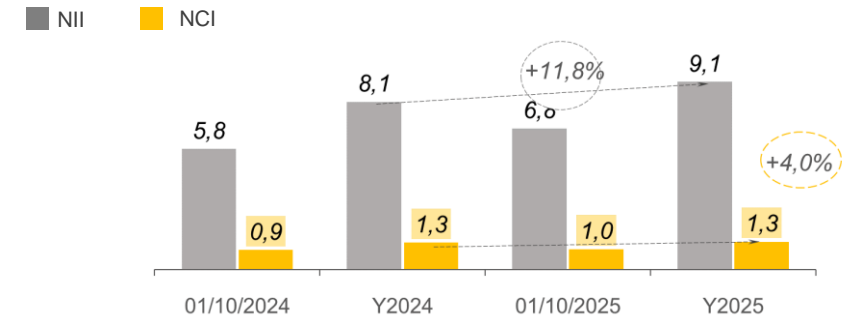


2 Profitability indicators

Profitability, UAH mln

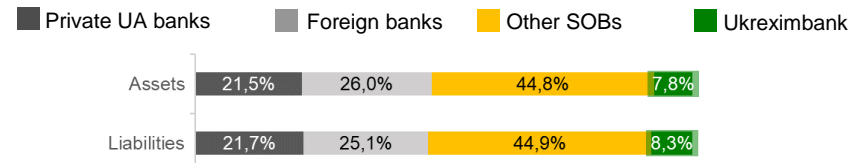


Net commission and interest income, UAH bn



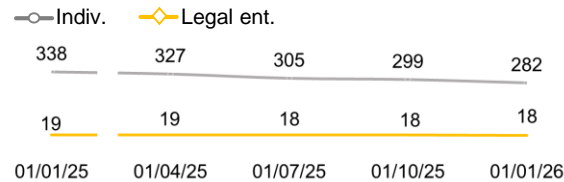
3 Other indicators

Distribution of liabilities and net assets by banks, %*



*Excluding the insolvent bank

Number of active clients, thou.



Payments, UAH bn

