



# Ukreximbank, as of January 01, 2022

State share (represented by the Cabinet of Ministers of Ukraine): 100%

Acting Chairman of the Management Board: Sergii Iermakov

Chairperson of Supervisory Board: Olyana Gordiyenko

Number of branches: 52

Number of employees: 2 709

## 1 Balance sheet indicators

UAH mln				change			
	01.01.2021	01.10.2021	01.01.2022	compared to		in	
				01.01.2021	%	Q4 2021	%
				UAH mln	%	UAH mln	%
<b>Net assets, total</b>	<b>192 835</b>	<b>197 339</b>	<b>192 087</b>	<b>-749</b>	<b>-0,4</b>	<b>-5 252</b>	<b>-2,7</b>
<b>Total assets, total</b>	<b>245 632</b>	<b>233 012</b>	<b>210 063</b>	<b>-35 569</b>	<b>-14,5</b>	<b>-22 949</b>	<b>-9,8</b>
Cash and equivalents	4 217	6 585	3 854	-363	-8,6	-2 731	-41,5
Loans to and debt of clients	48 591	64 522	69 331	20 739	42,7	4 809	7,5
o/w loans to and debt of legal entities	48 450	64 368	69 164	20 714	42,8	4 796	7,5
o/w loans to and debt of individuals	142	154	166	25	17,5	13	8,2
T-bills	59 074	51 524	47 700	-11 375	-19,3	-3 824	-7,4
<b>Liabilities, total</b>	<b>182 511</b>	<b>185 656</b>	<b>179 640</b>	<b>-2 872</b>	<b>-1,6</b>	<b>-6 017</b>	<b>-3,2</b>
Owed to the NBU	16 009	21 367	21 367	5 358	33,5	0	0,0
Owed to banks	1 471	3 813	4 173	2 702	183,6	361	9,5
Owed to clients	114 641	126 403	121 473	6 832	6,0	-4 930	-3,9
o/w legal entities and non-bank FIs	73 440	79 749	83 681	10 241	13,9	3 932	4,9
o/w individuals	28 947	26 293	26 655	-2 292	-7,9	362	1,4
<b>Reference:</b>							
Statutory capital	45 570	45 570	45 570	0	0,0	0	0,0
Equity, total	10 324	11 683	12 447	2 123	20,6	765	6,5
Regulatory capital	15 050	14 164	13 815	-1 234	-8,2	-349	-2,5
Regulatory capital adequacy (sufficiency) r	23,27%	20,62%	18,16%	x	x	x	x
Profit / (loss) after tax	<b>-5 604</b>	<b>1 750</b>	<b>2 728</b>	x	x	978	x

Loans to and debt of clients, UAH bn

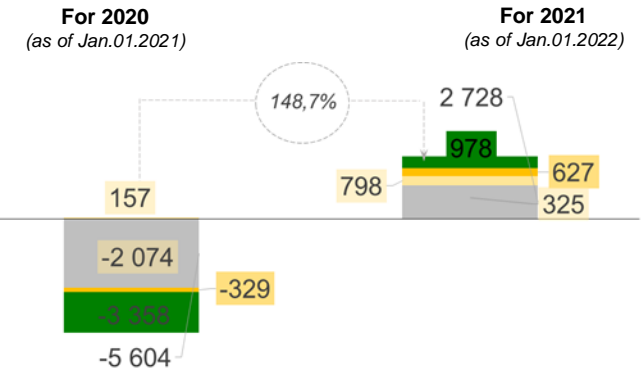


Client funds (legal entities and individual), UAH bn

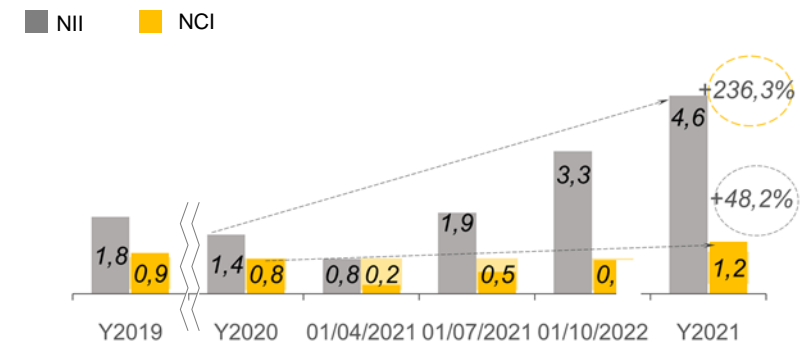


## 2 Profitability indicators

Profitability, UAH mln

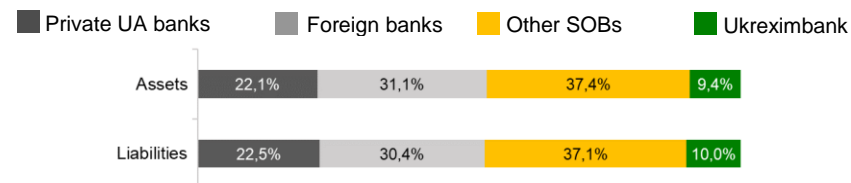


Net commission and interest income, UAH bn

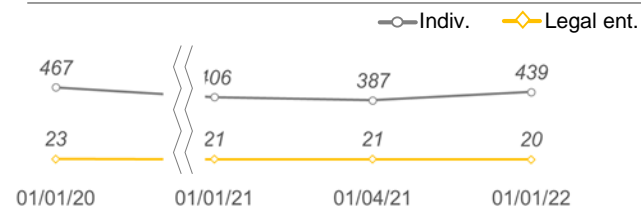


## 3 Other indicators

Distribution of liabilities and net assets by banks, %



Number of active clients, thou.



Payments, UAH bn

