



# UkrGasbank, as of April 01, 2026


State share (represented by the Ministry of Finance of Ukraine): 94,94%  
 Chairperson of Management Board: Acting Chairman of the Board Rodion Morozov  
 Chairperson of Supervisory Board: Pašić Sanela

Number of branches: 210  
 Number of employees: 3 854

## 1 Balance sheet indicators

UAH mln	01.04.2025	01.01.2026	01.04.2026	change			
				compared to 01.04.2025		compared to 01.01.2026	
				UAH mln	%	UAH mln	%
<b>Net assets, total</b>	<b>204 422</b>	<b>215 186</b>	<b>221 758</b>	17 337	8,5	6 572	3,1
<b>Total assets, total</b>	<b>220 023</b>	<b>231 588</b>	<b>238 708</b>	18 685	8,5	7 120	3,1
Cash and equivalents	11 725	17 113	15 543	3 818	32,6	-1 570	-9,2
Loans to and debt of clients	71 263	91 448	96 328	25 065	35,2	4 880	5,3
o/w loans to and debt of legal entities	62 988	80 716	84 983	21 995	34,9	4 267	5,3
o/w loans to and debt of individuals	8 275	10 732	11 345	3 070	37,1	613	5,7
T-bills	46 329	50 696	55 376	9 047	19,5	4 680	9,2
<b>Liabilities, total</b>	<b>187 497</b>	<b>194 767</b>	<b>200 194</b>	12 697	6,8	5 427	2,8
Owed to the NBU	0	0	0	0	-	0	-
Owed to banks	2 507	1 909	2 078	-429	-17,1	169	8,9
Owed to clients	172 836	174 017	177 385	4 549	2,6	3 368	1,9
o/w legal entities and non-bank FIs	136 050	131 952	135 091	-959	-0,7	3 140	2,4
o/w individuals	32 631	38 027	38 259	5 629	17,2	232	0,6
<b>Reference:</b>							
Statutory capital	13 319	13 319	13 319	0	0,0	0	0,0
Equity, total	16 924	20 419	21 564	4 640	27,4	1 145	5,6
Regulatory capital	11 725	14 919	15 215	3 490	29,8	296	2,0
Regulatory capital adequacy ratio	15,22%	15,39%	15,87%	x	x	x	x
Profit / (loss) after tax	1 081	4 868	506	x	x	x	x

### Loans to and debt of clients, UAH bn



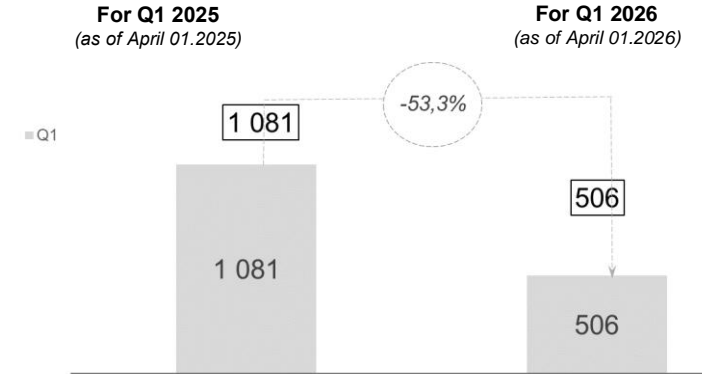
### Client funds (legal entities and individual), UAH bn



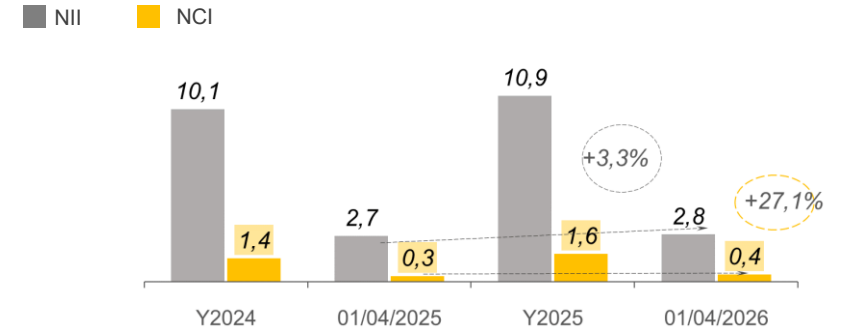
■ Legal entities ■ Individuals

## 2 Profitability indicators

Profitability, UAH mln

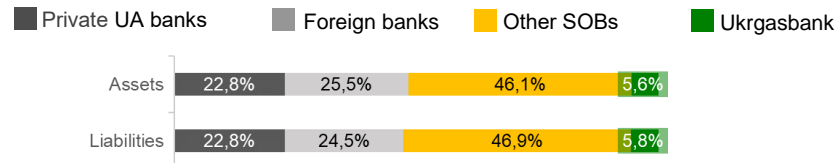


Net commission and interest income, UAH bn



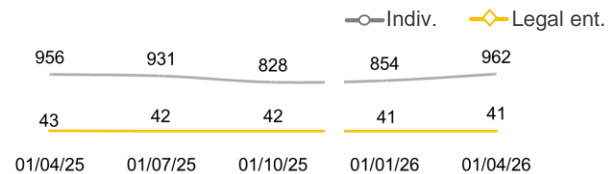
## 3 Other indicators

Distribution of liabilities and net assets by banks, %\*



\*Excluding the insolvent bank

Number of active clients, thou.



Payments, UAH bn

