



# PrivatBank, as of April 01, 2026

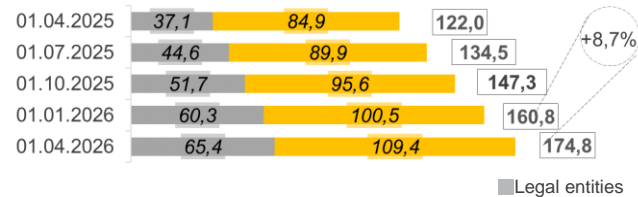
State share (represented by the Cabinet of Ministers of Ukraine): 100%  
 Chairperson of Management Board: Mikael Bjorknert  
 Chairperson of Supervisory Board: Nils Melngailis

Number of branches: 1 053  
 Number of employees: 18 233


## 1 Balance sheet indicators

UAH mln				change			
	01.04.2025	01.01.2026	01.04.2026	compared to 01.04.2025		compared to 01.01.2026	
				UAH mln	%	UAH mln	%
<b>Net assets, total</b>	<b>762 327</b>	<b>904 319</b>	<b>887 555</b>	125 228	16,4	-16 764	-1,9
<b>Total assets, total</b>	<b>945 488</b>	<b>941 086</b>	<b>923 161</b>	-22 327	-2,4	-17 925	-1,9
Cash and equivalents	68 519	104 304	98 935	30 416	44,4	-5 370	-5,1
Loans to and debt of clients	122 042	160 845	174 800	52 758	43,2	13 956	8,7
o/w loans to and debt of legal entities	37 114	60 350	65 357	28 243	76,1	5 008	8,3
o/w loans to and debt of individuals	84 928	100 495	109 443	24 515	28,9	8 948	8,9
T-bills	337 154	374 892	367 700	30 546	9,1	-7 191	-1,9
<b>Liabilities, total</b>	<b>647 585</b>	<b>804 036</b>	<b>774 943</b>	127 357	19,7	-29 093	-3,6
Owed to the NBU	0	0	0	0	-	0	-
Owed to banks	8	7	9	1	9,9	1	20,5
Owed to clients	601 155	719 026	714 016	112 861	18,8	-5 010	-0,7
o/w legal entities and non-bank FIs	155 823	194 446	177 590	21 766	14,0	-16 856	-8,7
o/w individuals	444 088	523 440	535 114	91 026	20,5	11 674	2,2
<b>Reference:</b>							
Statutory capital	206 060	206 060	206 060	0	0,0	0	0,0
Equity, total	114 742	100 283	112 612	-2 130	-1,9	12 329	12,3
Regulatory capital	56 594	58 696	58 013	1 419	2,5	-683	-1,2
Regulatory capital adequacy ratio	14,27%	12,51%	12,46%	x	x	x	x
Profit / (loss) after tax	16 889	29 083	12 846	x	x	x	x

Loans to and debt of clients, UAH bn

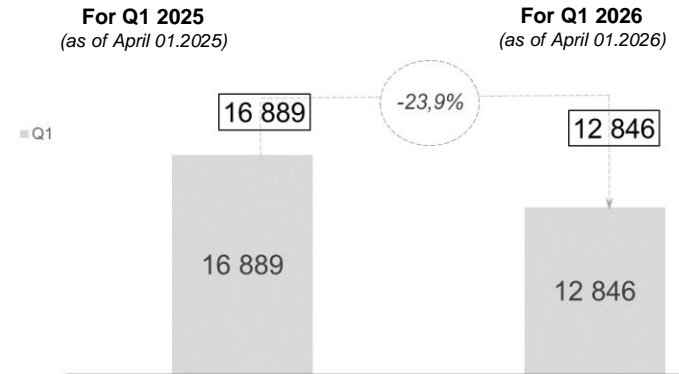


Client funds (legal entities and individual), UAH bn

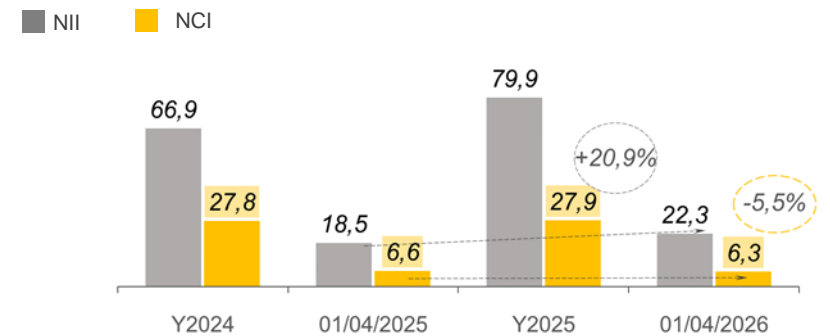


## 2 Profitability indicators

Profitability, UAH mln

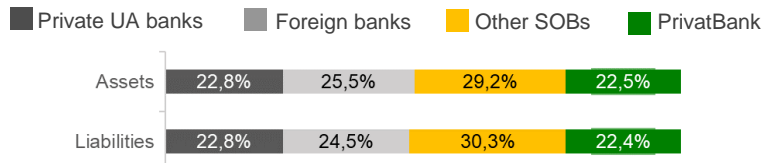


Net commission and interest income, UAH bn



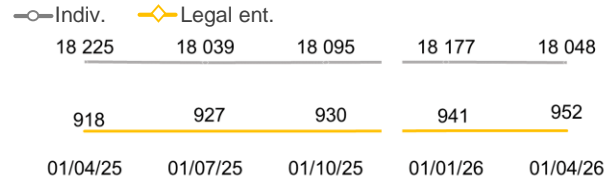
## 3 Other indicators

Distribution of liabilities and net assets by banks, %\*



\*Excluding the insolvent bank

Number of active clients, thou.



Payments, UAH bn

