



Ukreximbank, as of April 01, 2026

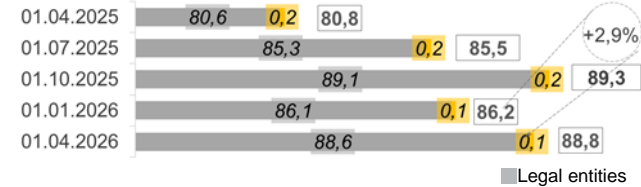
State share (represented by the Cabinet of Ministers of Ukraine): 100%
 Chairperson of Management Board : Viktor Ponomarenko
 Chairperson of Supervisory Board: Rostyslav Futalo

Number of branches: 24
 Number of employees: 1 959


1 Balance sheet indicators

UAH mln	01.04.2025	01.01.2026	01.04.2026	change		change	
				compared to		compared to	
				01.04.2025	%	01.01.2026	%
Net assets, total	292 218	309 560	289 186	-3 033	-1,0	-20 374	-6,6
Total assets, total	311 805	325 528	303 031	-8 774	-2,8	-22 497	-6,9
Cash and equivalents	18 449	7 446	14 888	-3 561	-19,3	7 442	99,9
Loans to and debt of clients	80 785	86 239	88 755	7 971	9,9	2 516	2,9
o/w loans to and debt of legal entities	80 603	86 100	88 624	8 021	10,0	2 524	2,9
o/w loans to and debt of individuals	181	139	132	-50	-27,4	-8	-5,4
T-bills	62 498	58 614	62 097	-401	-0,6	3 484	5,9
Liabilities, total	278 851	290 034	268 319	-10 532	-3,8	-21 715	-7,5
Owed to the NBU	0	0	0	0	-	0	-
Owed to banks	1 872	2 225	2 545	673	36,0	321	14,4
Owed to clients	246 698	260 172	235 492	-11 206	-4,5	-24 680	-9,5
o/w legal entities and non-bank FIs	170 468	173 131	145 916	-24 552	-14,4	-27 215	-15,7
o/w individuals	39 282	29 768	26 564	-12 718	-32,4	-3 204	-10,8
Reference:							
Statutory capital	45 570	45 570	45 570	0	0,0	0	0,0
Equity, total	13 368	19 526	20 867	7 499	56,1	1 341	6,9
Regulatory capital	10 200	16 559	16 920	6 720	65,9	361	2,2
Regulatory capital adequacy ratio	11,89%	16,83%	17,47%	x	x	x	x
Profit / (loss) after tax	2 468	8 887	1 193	x	x	x	x

Loans to and debt of clients, UAH bn

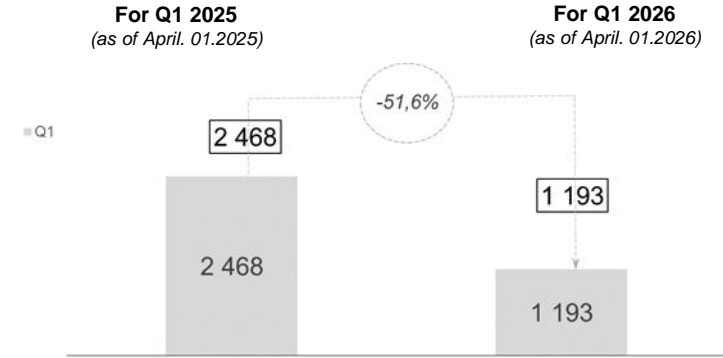


Client funds (legal entities and individual), UAH bn

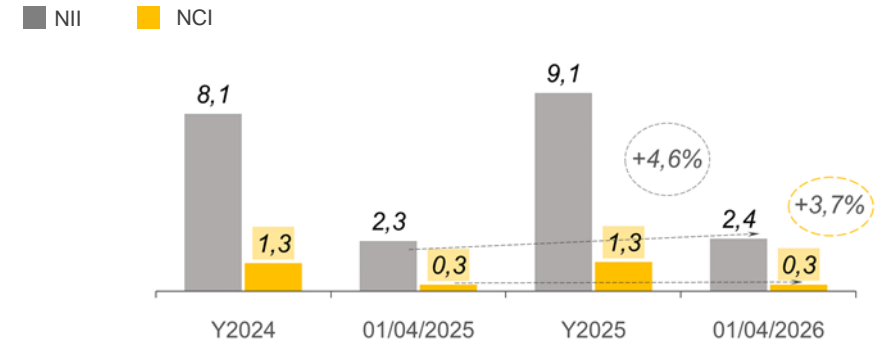


2 Profitability indicators

Profitability, UAH mln

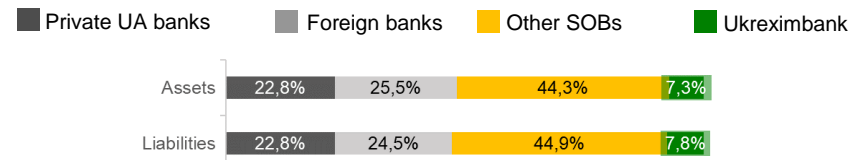


Net commission and interest income, UAH bn



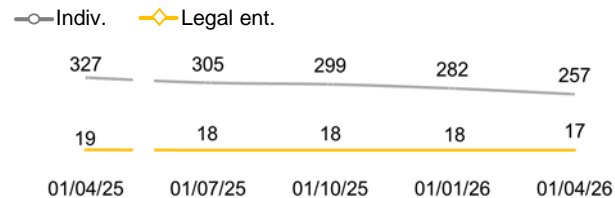
3 Other indicators

Distribution of liabilities and net assets by banks, %*



*Excluding the insolvent bank

Number of active clients, thou.



Payments, UAH bn

