



Ukreximbank, as of April 01, 2024

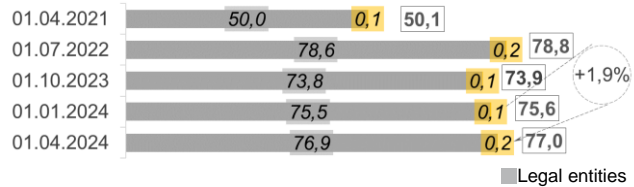
State share (represented by the Cabinet of Ministers of Ukraine): 100%
 Chairperson of Management Board : Sergii Iermakov
 Chairperson of Supervisory Board: Rostyslav Futalo

Number of branches: 51
 Number of employees: 2 652


1 Balance sheet indicators

UAH mln	01.04.2023	01.01.2024	01.04.2024	change			
				compared to		compared to	
				01.04.2023	%	01.01.2024	%
Net assets, total	247 128	262 499	270 276	23 149	9,4	7 777	3,0
Total assets, total	269 517	285 064	290 603	21 086	7,8	5 539	1,9
Cash and equivalents	13 399	17 148	18 739	5 340	39,9	1 591	9,3
Loans to and debt of clients	78 017	75 605	77 023	-994	-1,3	1 417	1,9
o/w loans to and debt of legal entities	77 918	75 485	76 872	-1 045	-1,3	1 387	1,8
o/w loans to and debt of individuals	99	120	150	51	51,8	30	25,3
T-bills	56 811	57 869	58 611	1 800	3,2	742	1,3
Liabilities, total	244 077	255 544	260 040	15 963	6,5	4 496	1,8
Owed to the NBU	10 622	0	0	-10 622	-	0	-
Owed to banks	3 464	6 336	5 155	1 692	48,8	-1 180	-18,6
Owed to clients	196 170	212 987	215 718	19 549	10,0	2 731	1,3
o/w legal entities and non-bank FIs	122 629	149 636	152 032	29 403	24,0	2 396	1,6
o/w individuals	32 488	37 850	38 523	6 036	18,6	674	1,8
Reference:							
Statutory capital	45 570	45 570	45 570	0	0,0	0	0,0
Equity, total	3 050	7 371	10 237	7 186	235,6	2 865	38,9
Regulatory capital	8 560	3 934	3 935	-4 624	-54,0	1	0,0
Regulatory capital adequacy (sufficiency) ratio	9,18%	4,16%	4,31%	x	x	x	x
Profit / (loss) after tax	982	3 278	1 959	x	x	x	x

Loans to and debt of clients, UAH bn

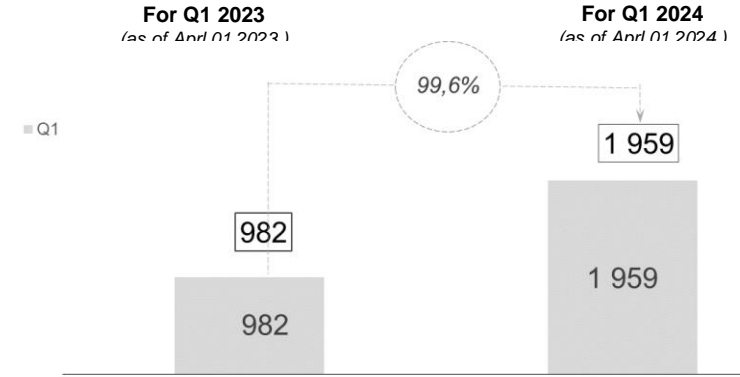


Client funds (legal entities and individual), UAH bn

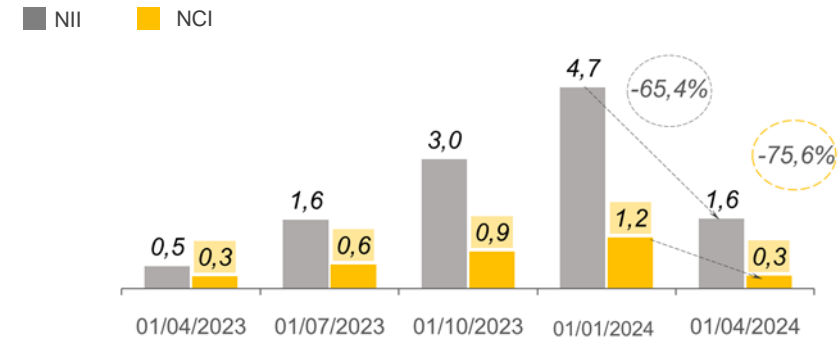


2 Profitability indicators

Profitability, UAH mln

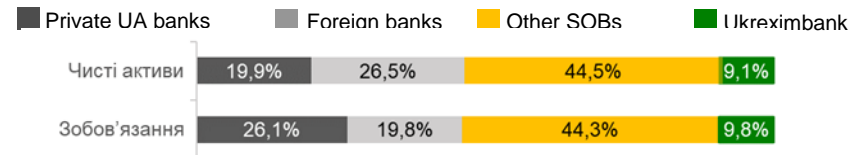


Net commission and interest income, UAH bn



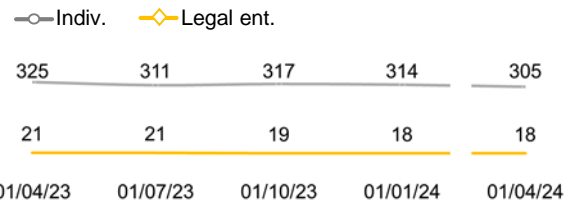
3 Other indicators

Distribution of liabilities and net assets by banks, %*



*Excluding the insolvent bank

Number of active clients, thou.



Payments, UAH bn

