



# PrivatBank, as of April 01, 2024

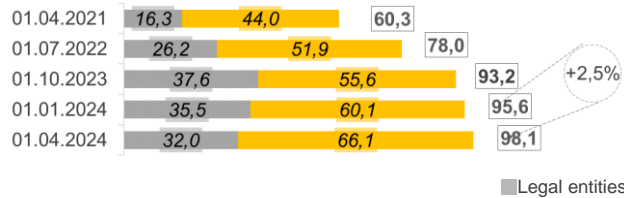
State share (represented by the Cabinet of Ministers of Ukraine): 100%  
 Chairperson of Management Board: Gerhard Bosch  
 Chairperson of Supervisory Board: Nils Melngailis

Number of branches: 1 201  
 Number of employees: 18 285


## 1 Balance sheet indicators

UAH mln	01.04.2023	01.01.2024	01.04.2024	change			
				compared to 01.04.2023		compared to 01.01.2024	
				UAH mln	%	UAH mln	%
<b>Net assets, total</b>	<b>559 273</b>	<b>686 613</b>	<b>672 680</b>	113 407	20,3	-13 934	-2,0
<b>Total assets, total</b>	<b>747 829</b>	<b>879 800</b>	<b>867 464</b>	119 635	16,0	-12 337	-1,4
Cash and equivalents	77 931	79 648	88 294	10 363	13,3	8 645	10,9
Loans to and debt of clients	71 330	95 638	98 059	26 728	37,5	2 421	2,5
o/w loans to and debt of legal entities	26 159	35 491	31 997	5 838	22,3	-3 494	-9,8
o/w loans to and debt of individuals	45 171	60 147	66 062	20 890	46,2	5 915	9,8
T-bills	249 467	255 668	264 045	14 578	5,8	8 377	3,3
<b>Liabilities, total</b>	<b>484 921</b>	<b>601 769</b>	<b>572 232</b>	87 311	18,0	-29 537	-4,9
Owed to the NBU	0	0	0	0	-	0	-
Owed to banks	1	0	0	0	-54,0	0	-27,4
Owed to clients	464 452	549 687	534 899	70 448	15,2	-14 787	-2,7
o/w legal entities and non-bank FIs	126 792	157 329	145 103	18 311	14,4	-12 226	-7,8
o/w individuals	336 760	391 514	388 828	52 068	15,5	-2 686	-0,7
<b>Reference:</b>							
Statutory capital	206 060	206 060	206 060	0	0,0	0	0,0
Equity, total	74 351	84 845	100 448	26 096	35,1	15 603	18,4
Regulatory capital	54 561	64 843	64 876	10 315	18,9	33	0,1
Regulatory capital adequacy (sufficiency) ratio	23,06%	21,75%	20,09%	x	x	x	x
Profit / (loss) after tax	16 043	37 765	13 857	x	x	x	x

Loans to and debt of clients, UAH bn

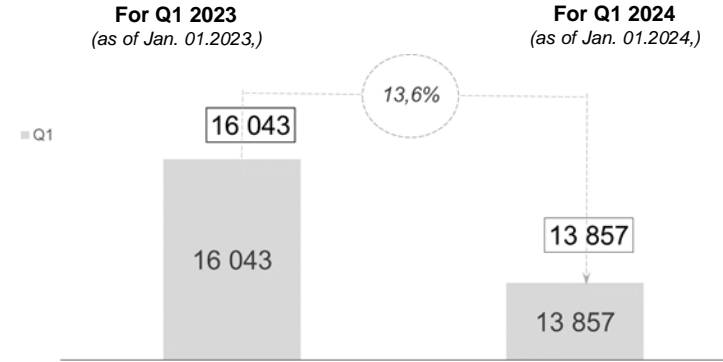


Client funds (legal entities and individual), UAH bn

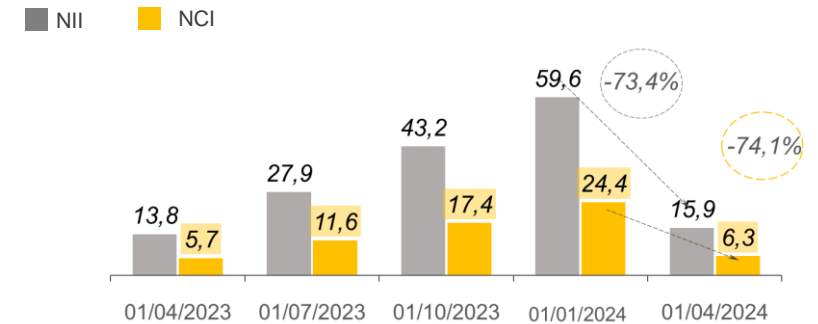


## 2 Profitability indicators

Profitability, UAH mln

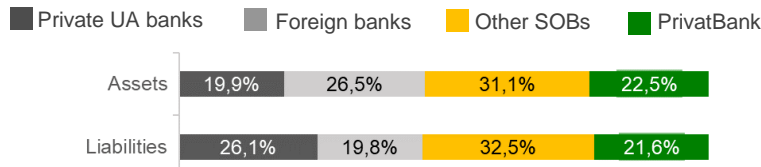


Net commission and interest income, UAH bn

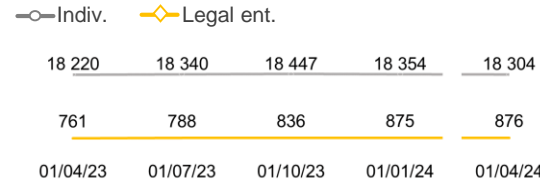


## 3 Other indicators

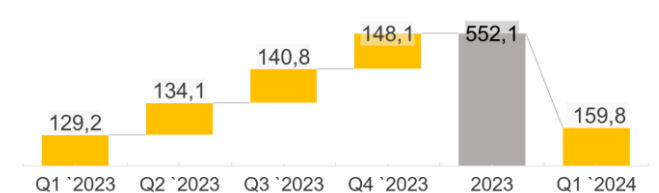
Distribution of liabilities and net assets by banks, %\*



Number of active clients, thou.



Payments, UAH bn



\*Excluding the insolvent bank