

UkrGasbank, as of July 01, 2021

State share (represented by the Cabinet of Ministers of Ukraine): 94,94%
 Chairperson of Management Board: Andriy Kravets
 Chairperson of Supervisory Board: Teimour Bagirov

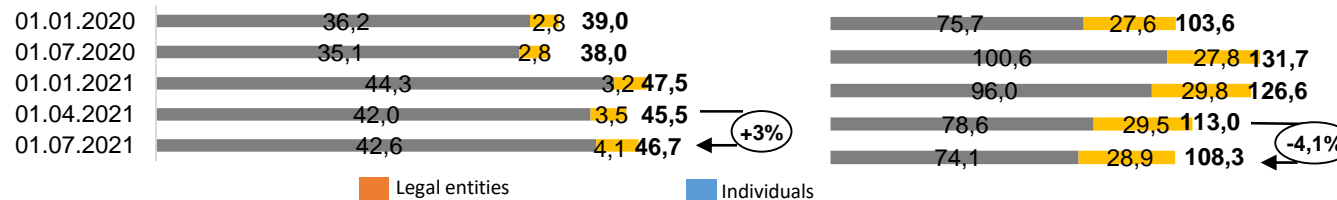
Number of branches: 269
 Number of employees: 4382

1 Balance sheet indicators

UAH mln	01.01.2021	01.04.2021	01.07.2021	change		
				compared to		in
				01.01.2021		
				UAH mln	UAH mln	%
Net assets, total	142 780	130 808	125 570	-17 210	-5 238	-4,0
Total assets, total	151 661	139 651	134 720	-16 941	-4 930	-3,5
Cash and equivalents	7 685	8 149	9 332	1 647	1 183	14,5
Loans to and debt of clients	47 518	45 509	46 685	-832	1 176	2,6
o/w loans to and debt of legal entities	44 331	42 048	42 593	-1 738	545	1,3
o/w loans to and debt of individuals	3 187	3 461	4 093	906	632	18,3
T-bills	42 815	39 870	34 512	-8 303	-5 358	-13,4
Liabilities, total	134 231	122 245	116 643	-17 588	-5 603	-4,6
Owed to the NBU	0	998	1 000	1 000	1	0,0
Owed to banks	2 505	2 705	2 764	259	59	2,2
Owed to clients	126 571	112 985	108 337	-18 234	-4 647	-4,1
o/w legal entities and non-bank FIs	96 046	78 634	74 139	-21 907	-4 495	-5,7
o/w individuals	29 767	29 527	28 870	-897	-657	-2,2
<i>Reference:</i>						
Statutory capital	13 319	13 319	13 319	0	0	0,0
Equity, total	8 549	8 563	8 927	378	364	4,3
Regulatory capital	84 009	81 644	85 465	1 456	3 821	5
Profit / (loss) after tax	32 609	10 429	726	x	x	x

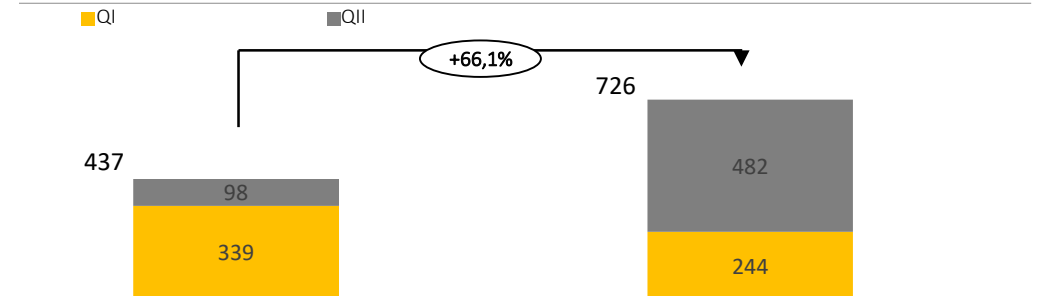
Loans to and debt of clients, UAH bln

Client funds (legal entities and individual), UAH bln



2 Profitability indicators

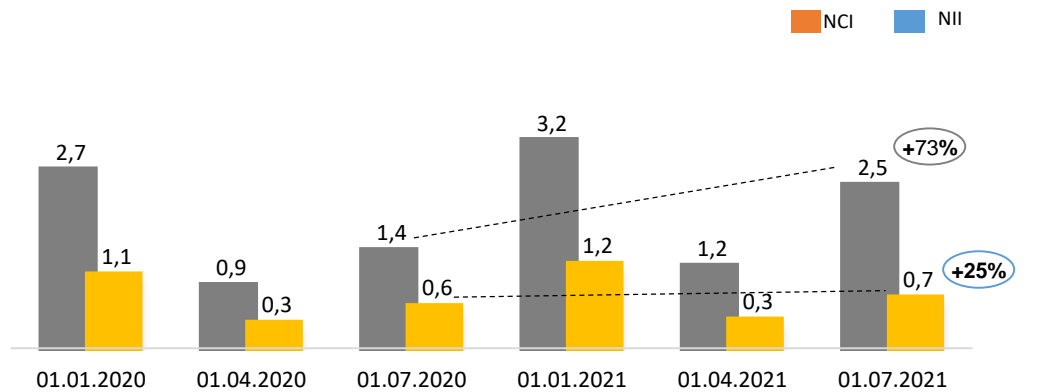
Profitability, UAH mln



For 6 months of 2020, as of Jul.01.2020

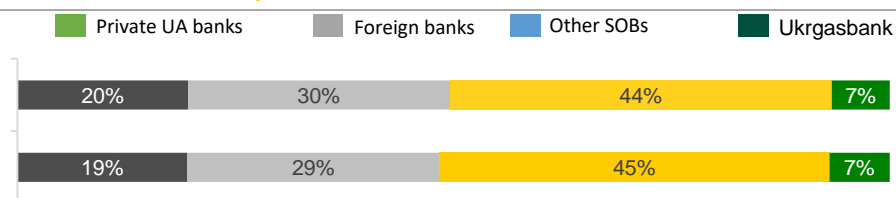
For 6 months of 2021, as of Jul.01.2021

Net commission and interest income, UAH bln

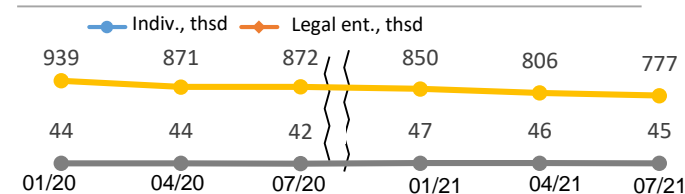


3 Other indicators

Distribution of liabilities and net assets by banks, %



Number of clients



Payments, UAH bln

